





I. Melodic Intervals:

Identify the interval quantity (generic size) of the following melodic intervals.

A. 

B. 

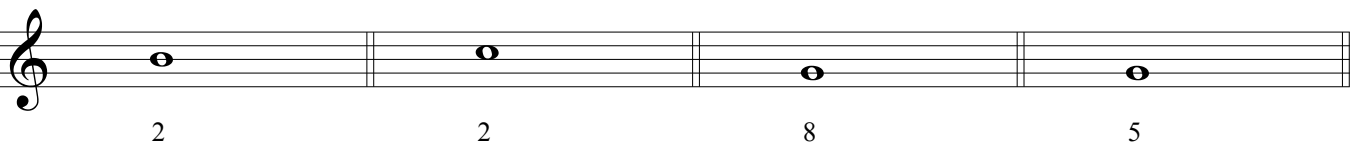
C. 


D. 

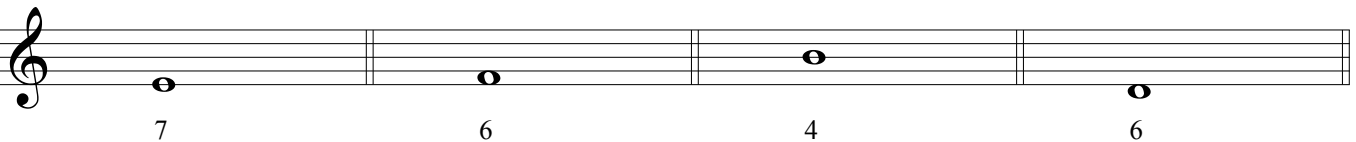
II. Harmonic Intervals:

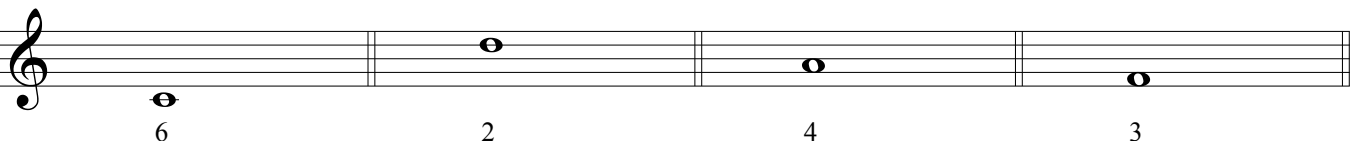
1) Complete the following harmonic intervals by writing in the pitch that is the correct interval quantity *above* the given pitch.

2) For 2nds, place the upper pitch slightly to the right.

A. 

B. 

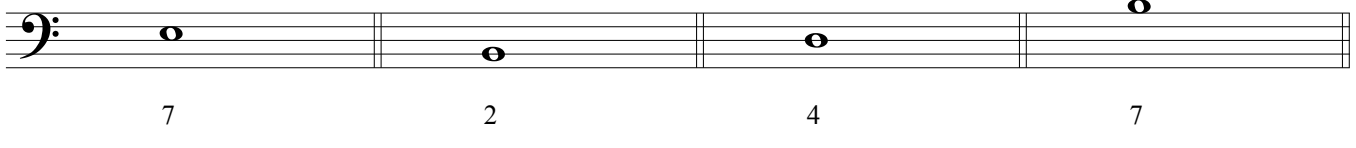
C. 

D. 

III. Harmonic Intervals:

- 1) Complete the following harmonic intervals by writing in the pitch that is the correct interval quantity ***below*** the given pitch.
- 2) For 2nds, place the lower pitch slightly to the left.

A. 

B. 

C. 

D. 

IV. Interval Quantity:

- A. Identify the interval size between the pitches given in each set, as though the second pitch is above the first.
1. F–A ___ F–B ___ A–B ___ C–B ___
 2. G–E ___ B–E ___ D–F ___ A–D ___
- B. Identify the interval size between the pitches given in each set, as though the second pitch is below the first.
1. G–C ___ G–F ___ A–D ___ A–F ___
 2. E–B ___ D–B ___ E–A ___ G–D ___